

NURSERY WORKSHEET BOOKLET

SESSION 2022 - 2023



Student's Name _____

Class Nursery- _____

Syllabus of Nursery (Session 2022-2023)

First Cycle (April to July)

Language, Literacy and Communication:-

Listening:-

Phonics Aa -Zz

Rhymes

Phonic sound of letters

Speaking:-

Rhymes on body parts, sense organs, hygiene and family .

Sound of the letters with jolly phonics Aa -Zz

Sight words (I, She, He)

Recognition of letters (Aa -Ll)

Evokes emotions (for e.g-happy/sad/angry)

Reading:-

Vocabulary related to jolly phonic sounds

Concepts -(Hot/cold, wet/dry, heavy/light, tall/short , fat/thin).

Writing:- A-C in the notebook

Sandpit writing

Scribbling

Letter weaving

Standing lines, sleeping lines, slanting lines, curves

Free hand shapes

Drawing with crayons

Walking on letters

Sandpit writing

General Instructions:-

How to greet others?

Wiping of hand and nose.

Keeping the water bottles and bags at their places.

Opening /closing of the lunch box.

Folding a napkin.

Knowledge of the world around us:-

Verbal:-

Theme:-Myself

- Body parts
- Sense organs and their function
- My family
- Our helpers

NUMERACY

Verbal:- (0-5)

Introducing the number line

Shape-Circle

Written :- 0,1 in notebook

ACTIVITIES

INDOOR ACTIVITIES

- Clay modeling and Blocks
- Tear and Paste
- Visit to yoga room
- Game Simon says touch your eyes, nose-----
- Five sense organs activity
- Family Train

OUTDOOR ACTIVITIES

- Football
- Swings
- Sand pit writing

Smart Class

- Introduction of Body Parts and Sense Organs through slides.
- Introduction of Big and Small family.
- Introduction of helpers.

Syllabus of 2nd Cycle(July- September)

Language,Literacy and Communication:-

Listening: -

Rhymes/Stories

Phonic sound of letters

Speaking: -

Rhymes

Sound of the letters with jolly phonics Aa-Zz.

Pronunciation of words

Recognition of letters (Aa-Pp)

Reading: -

Phonic sounds

Concepts -Long/short, more/less, one/many.

Writing: - (Cc-Ll)

Phonics dictation(A-L)

Beginning sound of the word (A-L)

Recognition of the letters through play cards.

Reading and joining the letters with the help of play cards.

General Instructions: -

Awareness about the cleanliness

Taking care of your belongings

Taking care of the pets

Never tease animals

Knowledge of the world around us: -

Verbal:-

Helpers :- Barber ,Cobbler, Doctor, Fireman, Farmer, Gardener, Nurse, Tailor, Teacher.

Animals-Pet animals (dog, cat,rabbit, fish)

Domestic animals-(cow, goat, hen, pig, horse, sheep, duck)

Wild animals-(lion, elephant, tiger, giraffe, bear,monkey)

ANIMALS	SOUND	BABIES
Cat	Mews	Kitten
Dog	Bark	Pup
Horse	Neigh	Foal
Cow	Moo	Calf

Activities: -

- Paper folding activities
- Clay modeling
- Musical chair

NUMERACY

- Verbal-(0-10)
- Recognition of numbers

Writing -

- (0-7) in notebook
- Completing the pattern
- Count and Match
- Count and write
- Sequence writing
- Shapes recognition - Circle, Triangle.

Art and craft: -

- Tearing and Pasting activities
- Drawing animals figures using shapes
- Thumb printing/finger printing to make animals
- Paper folding to make animals
- Block printing

Physical activities: -

- Animal walk
- Races
- Yoga
- Dance

WORLD AROUND US



Draw and complete the face




Draw a line from the parts of the body to the boy










Match with same family members




My five sense organs



Help birds to reach tree.

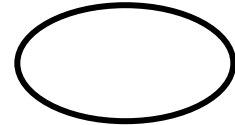
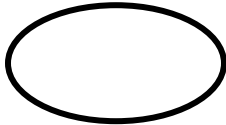



Circle the birds in the picture.



Count how many birds are there ?






Tick the family to whom you belong




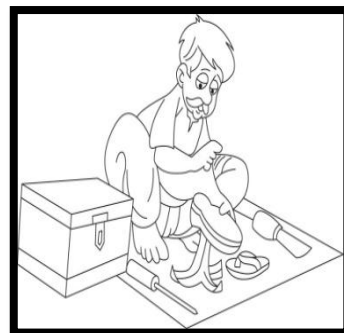

Colour the family members







Take me near to my food







Match the helpers






Do the matching




Match them









Match with their baby





Count and write



Match the animals with their habitat



Circle the wild animals



How many wild animals are there? _____

LITERACY

My
Alphabet
Book

Trace the slanting lines




23

23


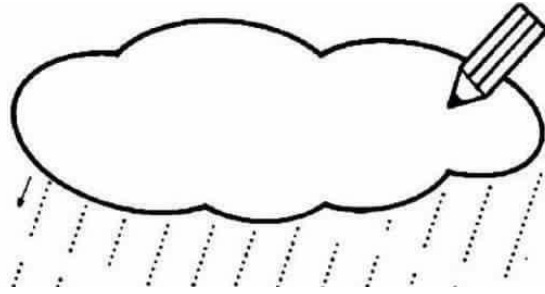
Trace the standing lines



Trace the standing lines



Trace the slanting lines




Trace the slanting line



Tracing practice area consisting of eight horizontal rows. Each row is bounded by a top blue line and a bottom blue line, with a red line in the middle. The first row begins with a solid black slanting line and a small arrow pointing downwards to its left, indicating the direction of the stroke. The remaining seven rows contain dashed slanting lines for tracing.

Trace the slanting lines



Tracing practice area consisting of eight horizontal rows. Each row is bounded by a top blue line and a bottom blue line, with a red line in the middle. The first row starts with a solid black slanted line and an arrow pointing downwards to the right, indicating the direction of the stroke. The remaining seven rows contain dashed black slanted lines for tracing.

Trace the slanting lines



Tracing practice area consisting of seven sets of horizontal lines. Each set includes a solid top line, a dashed middle line, and a solid bottom line. The first set begins with a solid black slanted line and a downward-pointing arrow, indicating the direction of the stroke. The remaining six sets contain dashed slanted lines for tracing.

Match me with my younger friend

A

a

b

C

B

c

D

d

E

e

Match me with my younger friend

F

f

G

h

H

g

I

i

j

K

J

k

L

I


NUMERACY

NUMBERS




Trace and colour the circles

33





33


Match the objects that have a shape of circle





How many fingers?


	2	4
	1	5

	0	4
	1	3

	3	5
	1	0

	0	5
	2	1

	4	1
	5	2

	3	4
	1	2

Colour the cloud that has written number 1 on it.



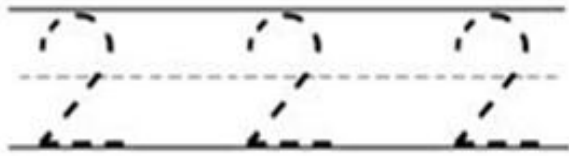
Trace the number 1

A large rectangular box containing tracing activities. On the left, a large number '1' is shown with a dashed line and arrows indicating stroke order: '1' for the diagonal stroke and '2' for the vertical stroke. To the right is a dashed outline of a fish. Below these are two rows of handwriting lines (top, middle dashed, bottom). The first row shows a solid '1', followed by four dashed '1's for tracing. The second row shows five dashed '1's for tracing.

Trace the number 2



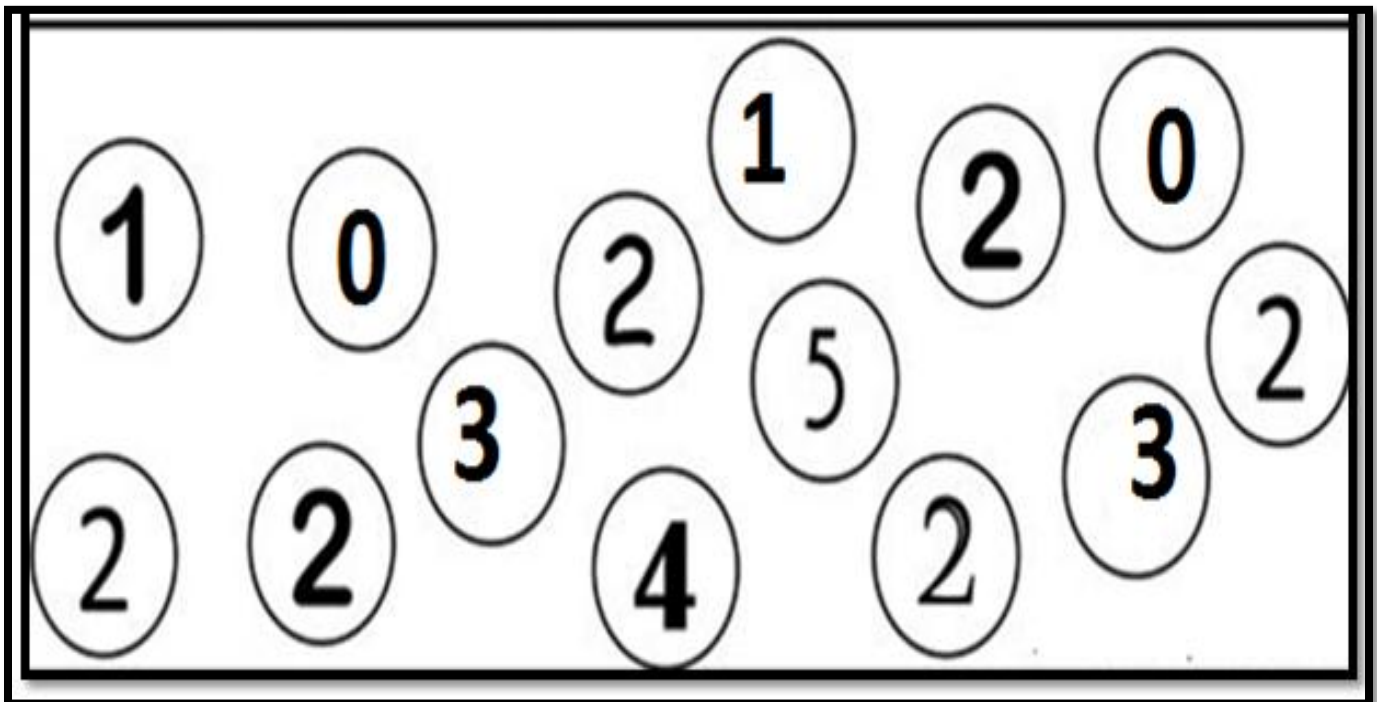
Trace it




Write it

Two sets of blank handwriting lines, each consisting of a solid top line, a dashed middle line, and a solid bottom line.


Tick number 2




Match with numbers




3



2




1



4



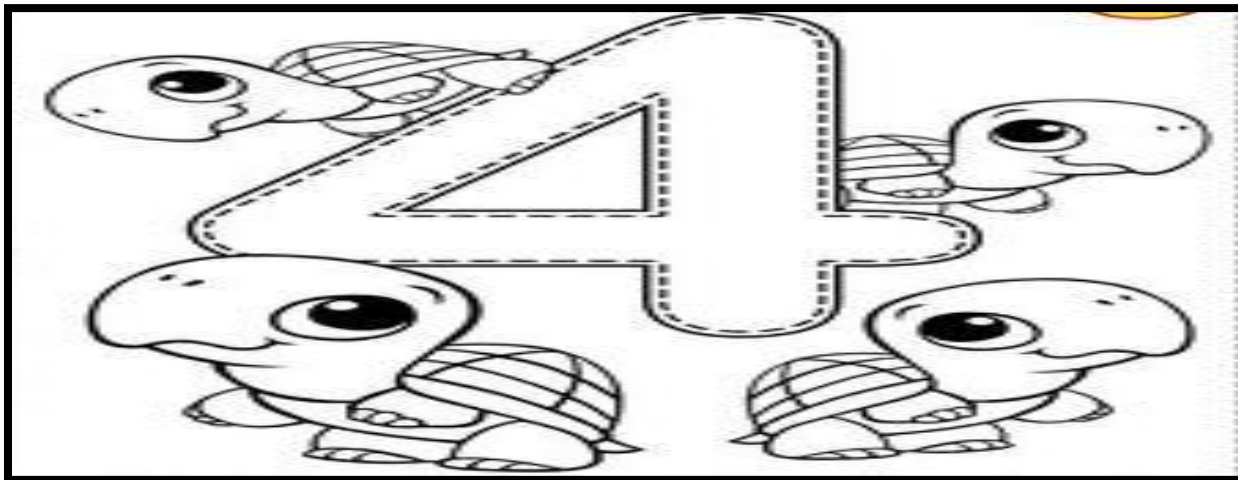
Tick the number 3



3



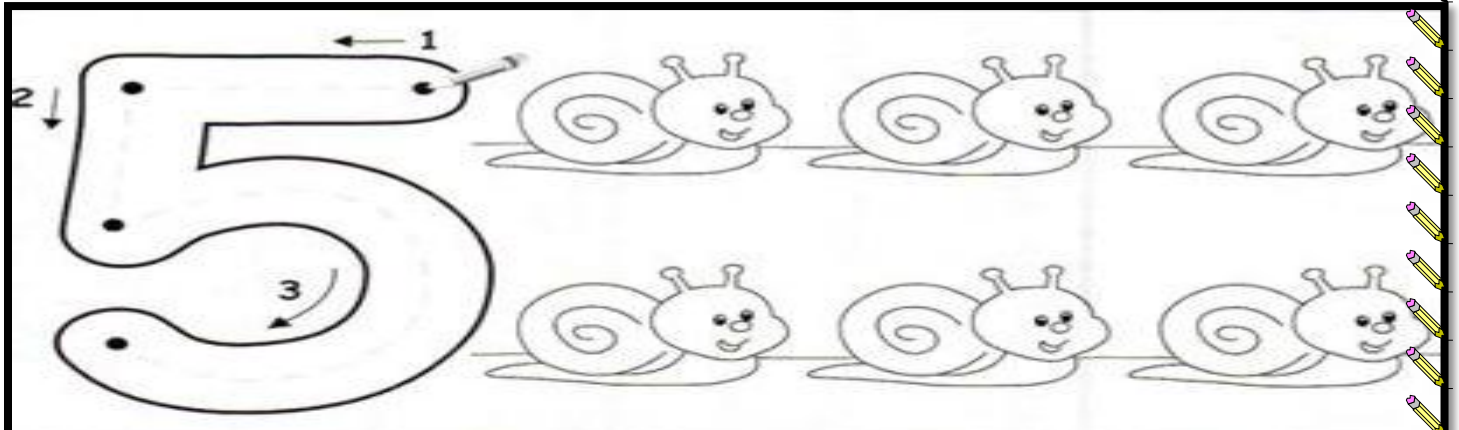
Tick the number 4




4
four

3	7	4	4	2
9	4	1	3	4
4	5	2	8	4
1	3	6	4	0

Trace number 5




A large outline of the number 5 is shown with three numbered arrows indicating the stroke order: 1 (horizontal line from right to left), 2 (vertical line from top to bottom), and 3 (curved line from the bottom of stroke 2, curving around to the left and then up to meet stroke 1). To the right of the number are two rows of three cartoon snails each, facing right.



Three rows of dashed number 5s are provided for tracing on handwriting lines. Each row contains seven dashed 5s.

Colour 5 stars





Match the similar numbers

1
2
3
4
5


3
5
1
2
4




Trace the triangles




Find the triangles and color them in pink.




Circles the animal that is nearest to the tree




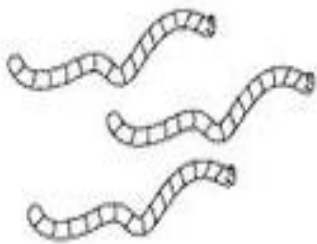
Colour the tallest tree



Circle the object which one doesn't belong ?



Match the spring numbers



1


5

2

4

3

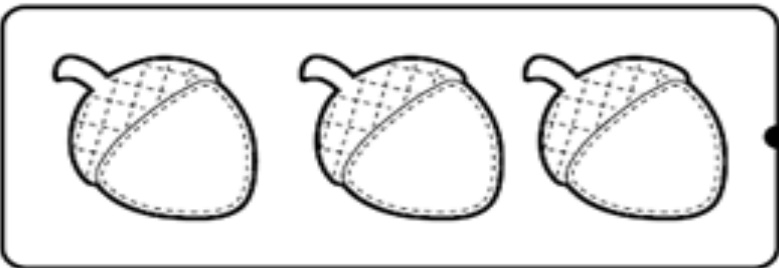
Count and match




1



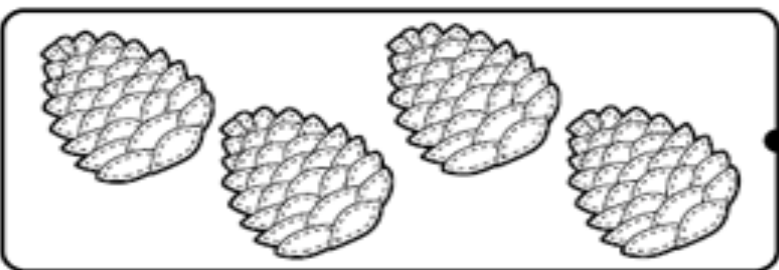
3



2



4



5