


CAMBRIDGE INTERNATIONAL SCHOOL, PHAGWARA
KG2 WORKSHEET BOOKLET
SESSION 2022-2023



Name:

KG2

SYLLABUS OF KG-2
(SESSION 2022-23)
CYCLE-1 (APRIL-JULY)
THEME-MYSELF

Language, Literacy and communication:-

Writing:-

- ✓ Three letter words
- ✓ Vocabulary words related to the theme
- ✓ Framing of small sentences related to the theme
- ✓ Revision of This and That sentences
- ✓ Revision of in/on/under
- ✓ Use of a/an
- ✓ Use of 'with'
- ✓ Introduction of These /Those sentences
- ✓ Introduction of one /many

Reading/Speaking:-

- ✓ Sight words
- ✓ Reading of three letter words
- ✓ Sounds ch ,sh ,th ,th, ee, oo
- ✓ Reading of vocabulary words related to the theme
- ✓ Framing of small sentences related to the theme
- ✓ Word building

Listening/Speaking:-

- ✓ Lines about myself
- ✓ Framing of small sentences related to the theme
- ✓ Rhymes
- ✓ Conversation with teacher and classmates

Numeracy: - Writing:

- ✓ Revision of concepts already covered.
- ✓ Counting (0-60)
- ✓ Concepts before/after/between(0-60)
- ✓ Backward counting (50-0)
- ✓ Comparison of numbers (0-50)
- ✓ Concepts of before and after
- ✓ Introduction of what comes between?
- ✓ Number names (0-10)
- ✓ Revision of mental math (0-10)
- ✓ Basic shape Square
- ✓ Introduction of Addition (double digit)

Reading/Speaking: -

- ✓ Number names (not in phonics)
- ✓ Mental Math
- ✓ Concepts

Listening/Speaking

- ✓ Number Rhymes
- ✓ Lines about shape 'Square'

Activities/Games: -

- ✓ Making sets

World around Us

Reading/Speaking

- ✓ Vocabulary words related to the theme myself
- ✓ Vocabulary words related to the theme My family
- ✓ Sense organs and sensations
- ✓ Use of body parts

Writing:-

- ✓ Vocabulary related to the theme
- ✓ Framing of small sentences related to the theme

Listening/Speaking:-

- ✓ Lines about Myself and My family
- ✓ Personal hygiene
- ✓ Importance of family members and body parts
- ✓ Joint family and nuclear family

Activities

- ✓ Nature walk
- ✓ Blind folding game (sense organs and sensations)

Hindi:

- ✓ Reading, Writing , Speaking and Listening :-

SYLLABUS OF KG-2
(SESSION 2022-23)
CYCLE-2(JULY-SEPTEMBER)
THEME-MYSELF

Language, Literacy and communication:-

Writing:-

- ✓ Revision of concepts
- ✓ Use of is/am/are
- ✓ Use of has/have
- ✓ Vocabulary words
- ✓ Framing of sentences
- ✓ Picture composition
- ✓ Days of week
- ✓ Colours
- ✓ Doing words

Reading/Speaking:-

- ✓ Sight words
- ✓ Doing words
- ✓ Reading from board/books
- ✓ Diagraphs / blends (as per vocabulary) all, ell ,ill, ph ,ight , ea , oa
- ✓ Short passages

Listening/Speaking:-

- ✓ Stories
- ✓ Rhymes
- ✓ Conversation with teacher and classmates
- ✓ Simple sentences

Activities/Games:-

- ✓ Sight word chart
- ✓ Picture talk
- ✓ Floor Games

Numeracy:-

Writing:

- ✓ Revision of concepts already covered.
- ✓ Counting (0-100)
- ✓ Concepts before/after/between(0-100)
- ✓ Backward counting (100-0)
- ✓ Comparison of numbers (0-100)
- ✓ Number names (0-30)
- ✓ Mental math (0-10)
- ✓ Basic shapes (Circle, Triangle)
- ✓ Addition (double digit)

Reading/Speaking:-

- ✓ Number names (not in phonics)
- ✓ Mental Math
- ✓ Concepts

Listening/Speaking

- ✓ Number Rhymes
- ✓ Stories (for mental math)

Activities/Games:-

- ✓ Making sets
- ✓ Cutting and pasting of shapes

World around Us

Writing: -

- ✓ Pet, Domestic and Wild animals
- ✓ Animals and their babies
- ✓ Animals and their sounds
- ✓ Habitats and eating habits of animals
- ✓ Things we get from animals

Speaking/Reading: -

- ✓ Differentiating between wild /pet/ domestic animals
- ✓ Sentence reading using vocabulary

Listening/Speaking: -

- ✓ How animals are useful to us?
- ✓ Stories on different animals
- ✓ Quiz
- ✓ Love for animals
- ✓ Awareness about protecting them
- ✓ Save animals
- ✓ Awareness about amphibians , mammals , reptiles , aquatic animals
- ✓ Animals in cages
- ✓ Interdependence of man and animals
- ✓ Life without animals

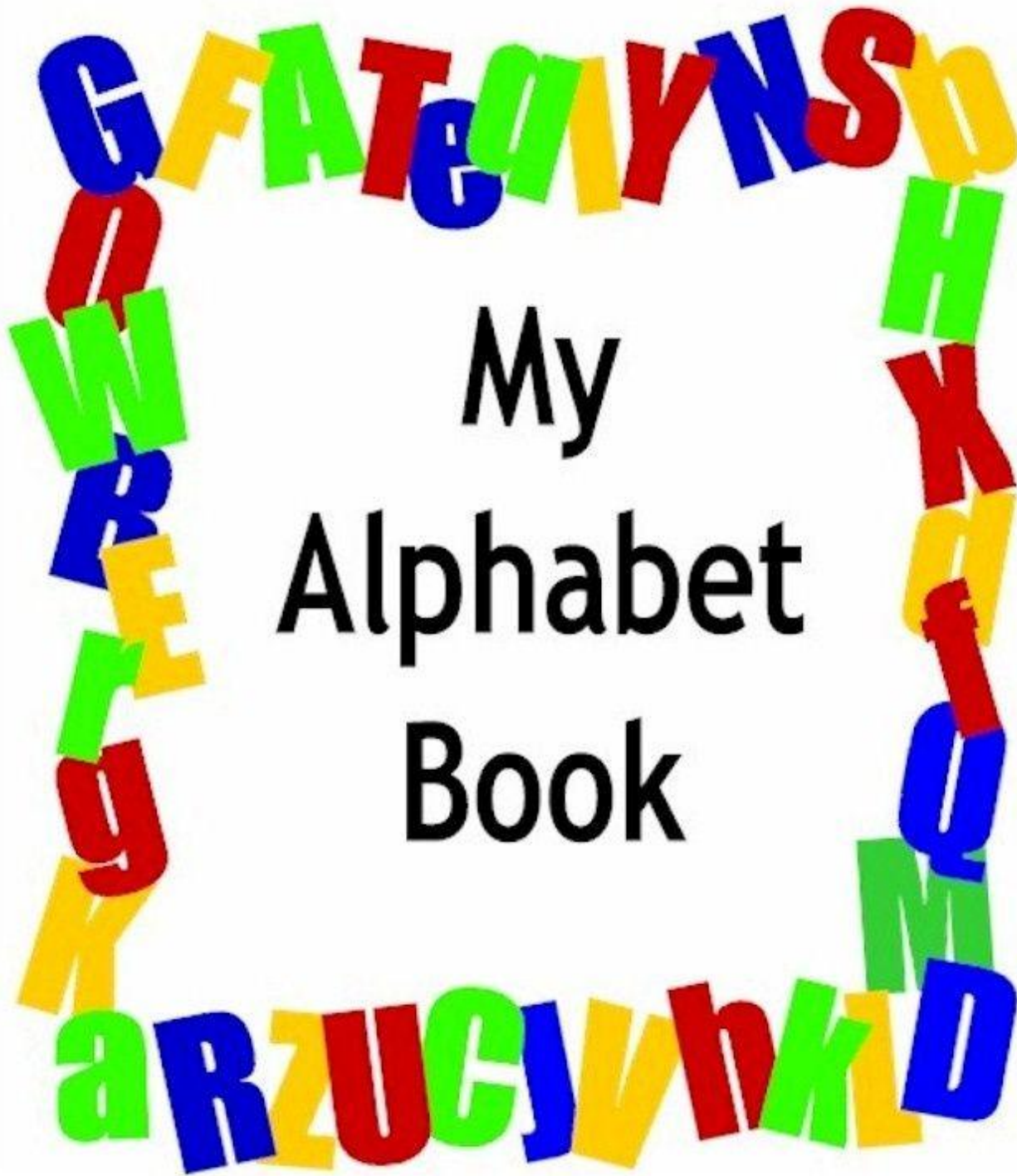
Activities/Games: -

- ✓ Animal walk
- ✓ Animal race
- ✓ Treasure Hunt

Hindi:

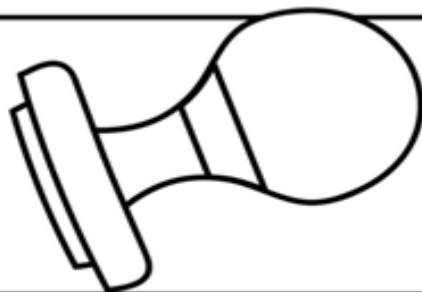
- ✓ Reading, Writing , Speaking and Listening :-

LITERACY



Colour the correct option

Stamp It



ch sh




th ch



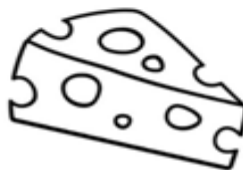
th sh



sh ch



sh th



ch th



ch sh



sh th



sh th



ch sh

Complete the words

CH

--- alk

Fren---

tea---en

--- ick

key---

--- ain

--- eese

pea---

SH

fi---

Engli---ampoo

--- ont

wa---

e---

--- elf

--- oes

Engli---

Circle the Word



leg
leeg



pek
peek



wed
weed



wet
weet



vet
veet



shep
sheep



ten
teen



den
deen



fet
feet



slep
sleep

Circle the Word



bot
boot



dog
doog



zo
zoo



fod
food



cob
coob



log
loog



mon
moon



top
toop




mop
moop

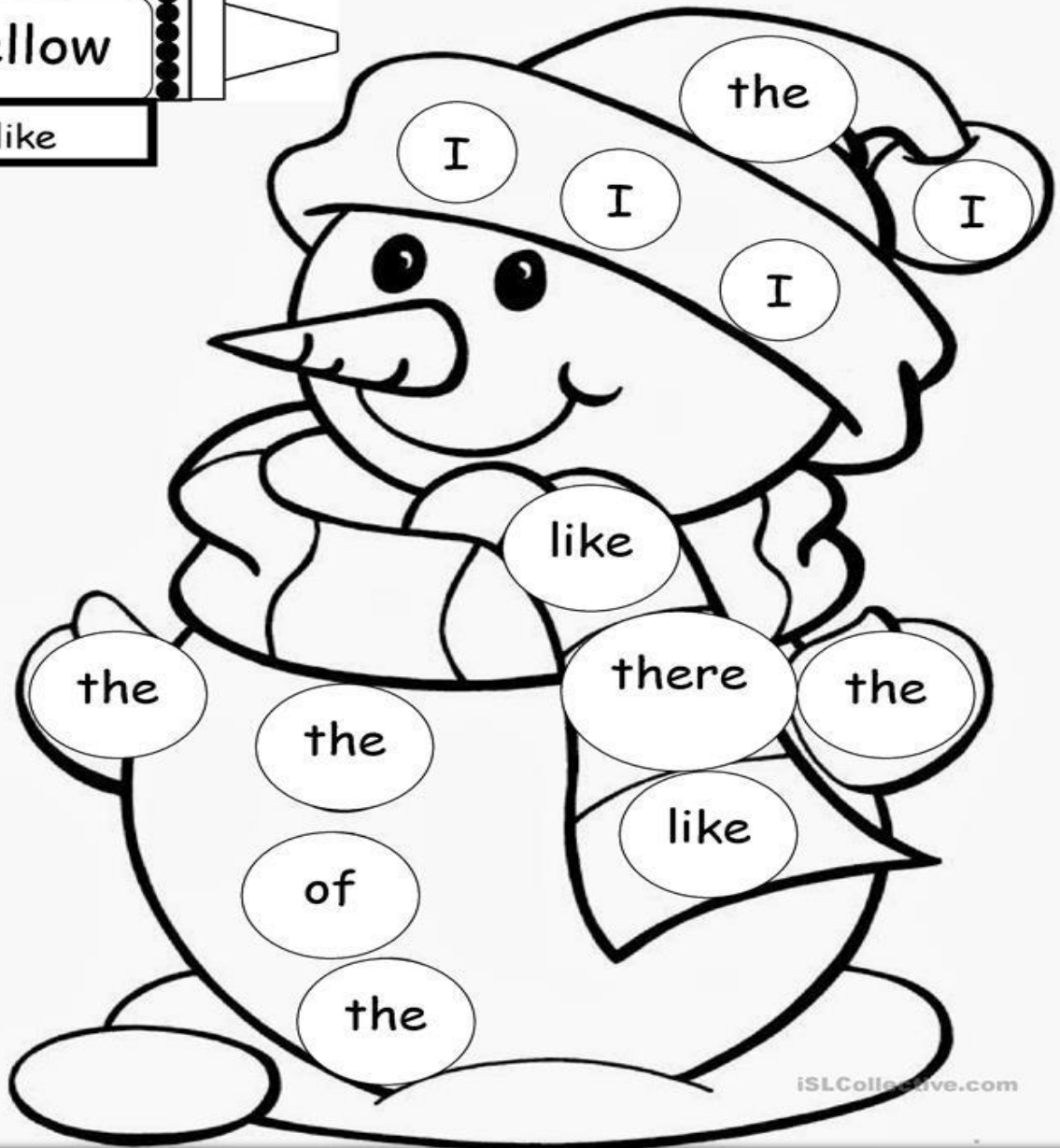
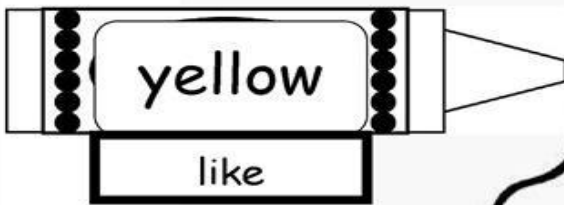
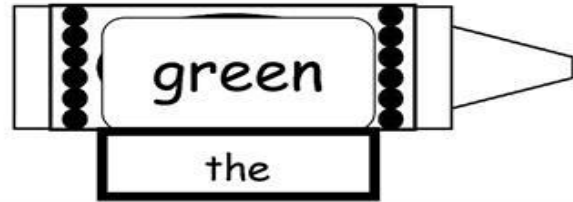
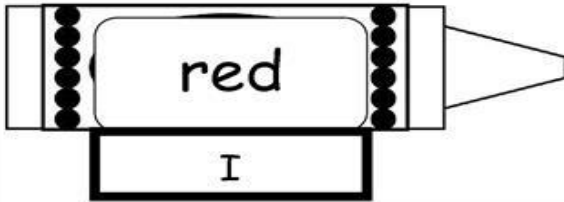


rof
roof

Directions: Color the stars with the word "like" red.
Color the stars with the word "me" blue.
Color the stars with the word " girl " green.
Color the stars with the word "the" orange.
Color the stars with the word "has " purple.



Colour by sight words!



Match the words with correct sound

fell

mall

all

hill

hall

tall

pill

ell

chilly

bill

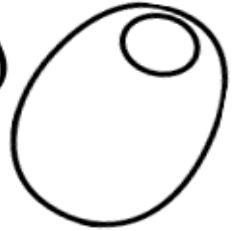
ill

small

Fill in the blanks


a

an




It is _____ elephant.


It is _____ cat.



It is _____ house.



It is _____ olive.




It is _____ koala.



It is _____ igloo.



It is _____ alien.



It is _____ mushroom



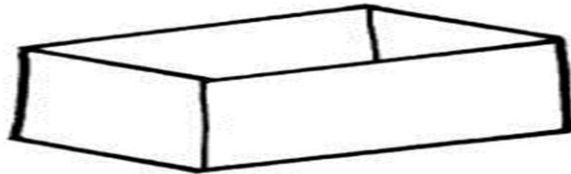
It is _____ umbrella.




It is _____ pumpkin.

IN/ON/UNDER

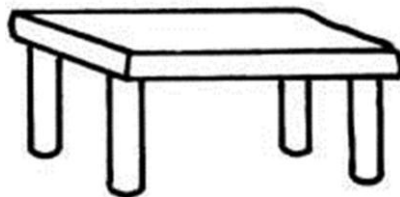
Draw a ball in the box.



Draw a cat on the chair.




Draw a dog under the table.






Circle the correct word for each image.



Write in , on, or under for each image.



WRITE THE PLURAL FORM OF THE FOLLOWING:

boy _____	pen _____	star _____	cat _____
spoon _____	apple _____	girl _____	book _____
fan _____	hut _____	ball _____	dog _____
table _____	tree _____	eye _____	sister _____

Look and match :

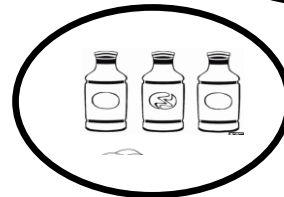
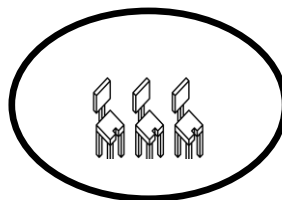

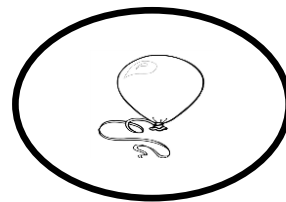
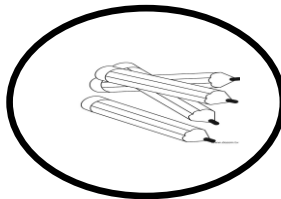
mango

chairs





balloon

pencils


bottles



THIS/THAT/THESE/THOSE

	Singular	Plural
Near (here)	THIS  This is a rabbit.	THESE  These are rabbits.
Far (there)	THAT  That is a cat.	THOSE  Those are cats.

1. _____ is a dog.



2. _____ are eyes.




3. _____ are books.



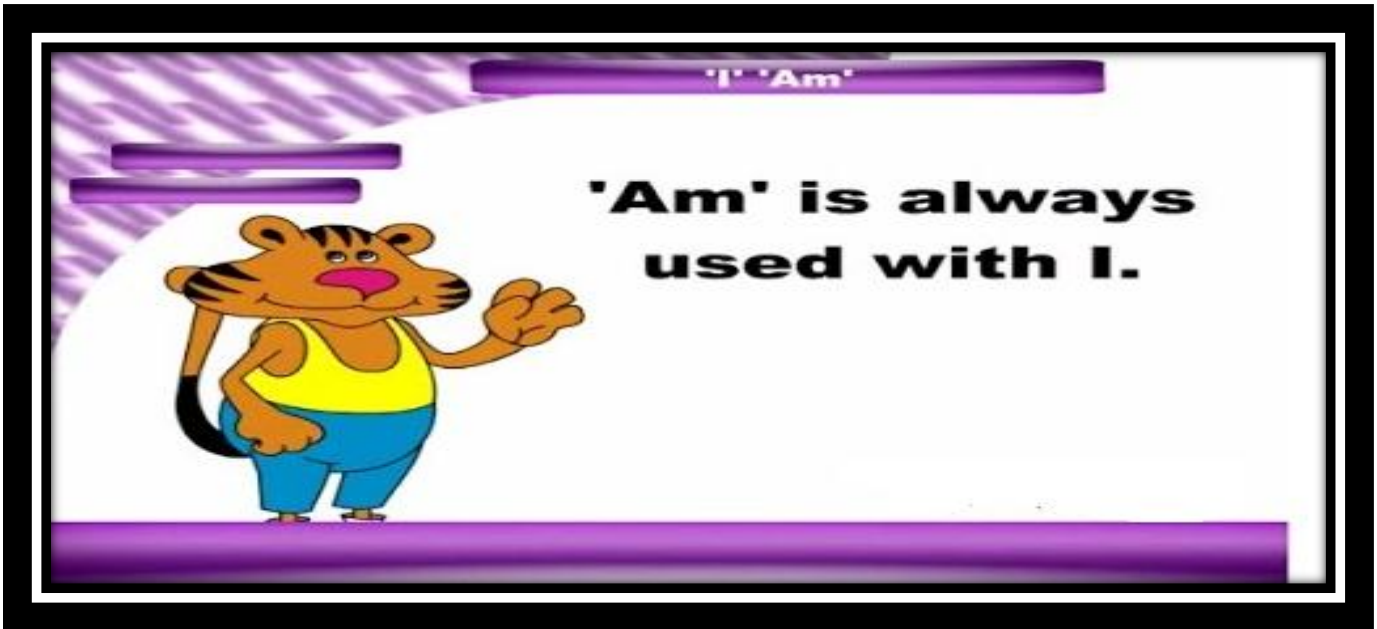
4. _____ are stars.



5. _____ is an apple.



USE OF 'AM'



COMPLETE THE SENTENCES

I am

I am

I am

I am

USE OF 'is'

Friends of is: He, She,
This, That, It, Singular

It

She

is

Name

singular

cooking

smart

table

Sam

bird

Frame sentences using hints:

1. _____

2. _____

3. _____

4. _____

5. _____

USE OF 'are'

We

Friends of are: We, You,
They, These, Those, Plural

They

You

are

friends

jumping

stars

playing

running

These/Those

Plural

Frame sentences using hints:

1. _____

2. _____

3. _____

4. _____

5. _____

IS/ AM/ARE

1. He _____ my friend.

is am are

2. We _____ playing.

is am are

3. Tom _____ smart.

is am are

4. They _____ running.

is am are

5. I _____ a good boy.

is am are

6. The tree _____ green.

is am are

7. The cat _____ in the house.

is am are

8. You _____ tall.

is am are

9. I _____ reading a book.

is am are

10. She _____ my mother.

Fill in the blanks with has/have.

Has is used for one person.
Have is used for many persons.
Have is also used for I
e.g. I have a brown dog.

1. She two toffees.
2. I many colorful pencils.
3. Monu three balloons.
4. I to go to school early today.
5. Tina two pet dogs.
6. He a blue watch.
7. They a big house.
8. Ram and Shyam a chocolate each.




Fill in the blanks with has/have

1. The boy _____ a flower.
2. They _____ a big house.
3. The dog _____ a bone.
4. The table _____ four legs.
5. We _____ many toys.

Frame sentences with has/have:









USE OF AM/HAVE

I

am

have

playing

balloons

tall

eating

two eyes

1. _____

2. _____

3. _____

4. _____


5. _____

Fill in the blanks with is, am, are, has, have:



My name _____ Sam. I _____ a student of KG2. This
_____ my class. The teacher _____ teaching in the class.
She _____ a book. The book _____ many pages.
Children _____ reading . I _____ many friends.

We _____ studying together. This _____ a story book.
It _____ many pictures. Now, I _____ reading it.
The book _____ on the table.



Fill in the blanks using is/am/are/has/have-

1. Tina _____ (is/are) a girl. She _____ (has/is) five years old. She _____ (are/has) one brother. They _____ (is/are) very happy.
2. Jack and Jill _____ (has/are) friends. They _____ (is/have) paper boats. They _____ (am/are) playing with them.
3. I _____ (is/am) a boy. My name _____ (are/is) Sid. I _____ (have/has) a garden. I _____ (am/are) giving water to the plants.
4. Today _____ (is/have) Sunday. I _____ (have/is) a holiday. Me and my brother _____ (is/are) playing in the park.
5. I _____ (has/have) a pet cat and a dog. Cat _____ (are/is) white in colour. Dog _____ (/has/have) a tail. It _____ (are/is) eating bone.


WORLD AROUND US



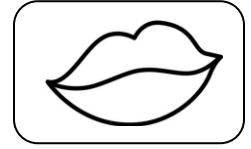
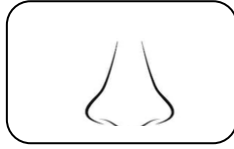
My Body

Match the body parts with the picture.

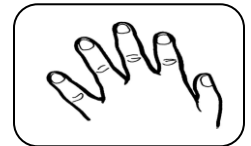
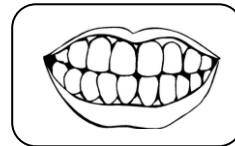
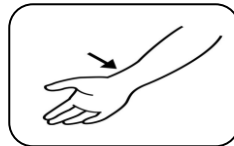
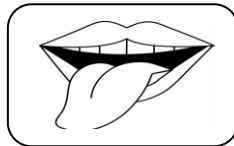
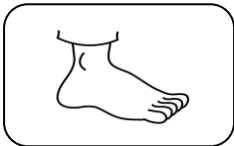
- | | | | | |
|--------|------|------|----------|------|
| NOSE | TOE | HEAD | EYE | HAIR |
| EAR | FOOT | ARM | MOUTH | HAND |
| FINGER | KNEE | LEG | SHOULDER | |



Word Search Puzzle



S	I	N	G	O	O	D	A	R	M
B	U	T	E	E	T	H	Z	N	O
L	A	C	T	U	R	A	E	C	H
S	W	O	K	A	S	I	O	R	A
D	F	I	N	G	E	R	S	N	N
S	O	C	O	R	Y	A	M	B	D
A	O	A	S	A	E	A	R	E	L
H	T	L	E	G	S	N	I	O	J
E	D	T	L	P	I	N	I	O	J
T	O	N	G	U	E	L	I	P	S



Match the following senses with sense organs

The Five Senses

Hear



eye

See



nose

Smell



ear

Taste



tongue

Touch



skin

Fill in the blanks

smell see hear feel taste

My eyes help me to _____.

My ears help me to _____.

My nose helps me to _____.

My tongue helps me to _____.

My skin helps me to _____.

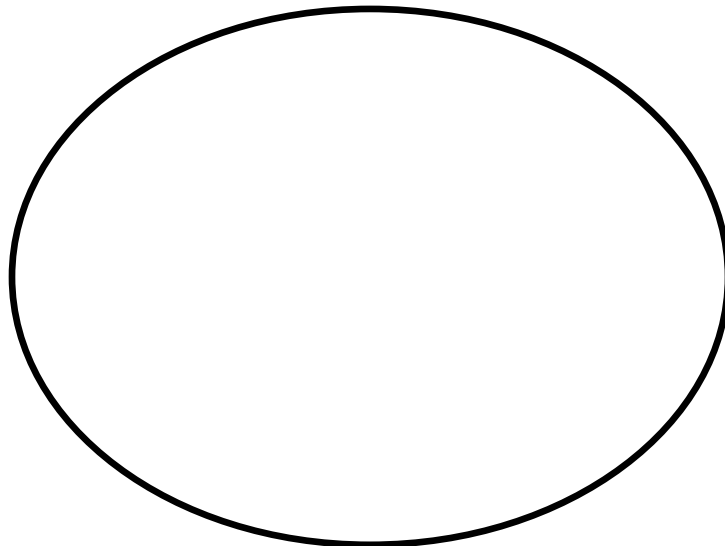
Draw a beautiful face and colour it. Remember to draw the following sense organs in the right place on it.

eyes

ears

nose

tongue



MY FAMILY

READ & FILL IN



mother
father
brother
sister
grandmother
grandfather
dog
house

A boy is standing in the center, looking thoughtful. He has several thought bubbles around him, each containing a numbered prompt. The prompts are: 1. This is my _____, 2. This is my _____, 3. This is my _____, 4. This is my _____, 5. This is my _____, 6. This is my _____, 7. This is my _____, and 8. This is my _____.

1. This is my _____

2. This is my _____

3. This is my _____

4. This is my _____

5. This is my _____

6. This is my _____

7. This is my _____

8. This is my _____


My Family


Hello!! I am John! Everyone has a family so as I do.


Let's meet the members of my Family.
















My Family

Raavy is a tall girl. She has beautiful eyes and long hair. She lives in joint family. Her mother cooks food for the family and father goes to the office daily. She has two elder brothers and one younger sister. She goes to the park daily with her grandfather and grandmother. She loves her family very much.

Answer the following questions:

Q1: Who cooks food for the family?

A1: _____.

Q2: With whom Tina goes to the park?


A2: _____.

Fill in the blanks:

1. Tina has two elder _____ and one younger _____.


2. Tina's _____ goes to the office daily.

ABOUT MY FAMILY



1. There are _____ members in my family.
2. _____ is the head of the family.
3. I have _____ brothers.
4. I have _____ sisters.
5. I love my _____.
6. I take care of my _____ members.
7. I go for picnic with my _____.

Domestic Animals



eats

lives in

baby

sound is


gives us

eats

lives in

baby


sound is



gives us

lives in

eats

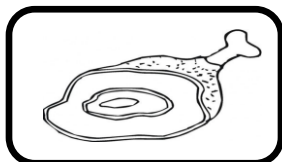




baby





gives us

sound is

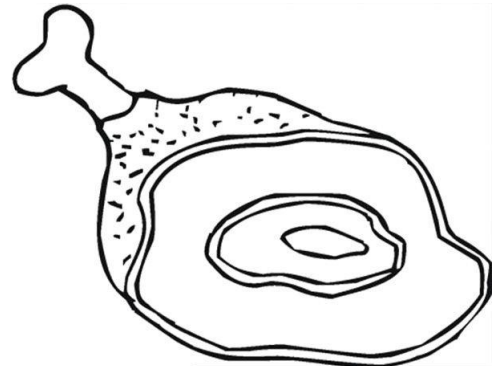
Match the picture with correct words



lamb
milk
stable
grains
oinks
meat
grass
ride
piglet
shed



Wild Animals




Circle Yes or No to answer the following questions.



Can a hen eat flesh?

Yes

No



Can you stay at home with a lion?

Yes

No



Can you keep a dog at home?

Yes

No

Answer the following:

a.) Name two domestic animals?

_____.

b.) Name two animals that can be kept as a pet?



_____.

c.) Name two animals that live in forest?



_____.

Complete the story by filling the missing letters.




The picture will help you.

The  is shining. The  is eating _____



. The  is sleeping but the


 sees a  .

"Help! Help!" she cries.

The  and the  hide in a  .

The  fly into a  . The  runs

to eat  but the  and the


 _____ save her. The sun keeps on shining.

NUMERACY

NUMBERS



Look at the picture and count the things. Write the number and number name in the boxes given below:



_____

Read the rhyme and write the correct number:

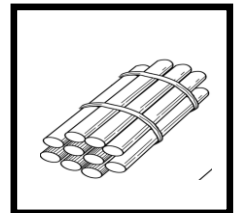
1, 2 buckle my shoe.




3, 4 shut the door.




5, 6 pick up the sticks.



7, 8 lay them straight.

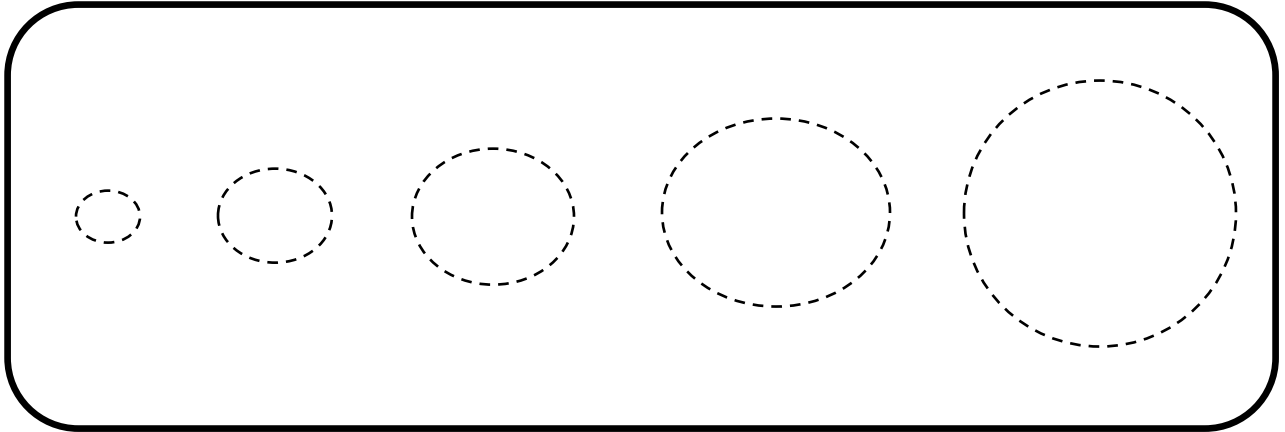


9, 10 a big fat hen.

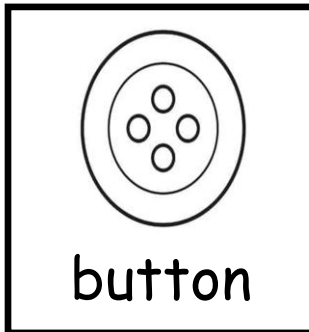





Trace the circles.



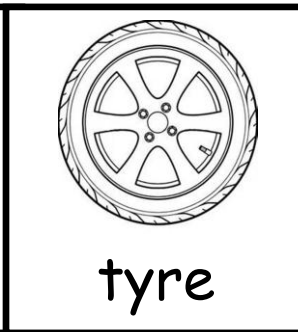
Colour the things that have circle shape:




button




boat




tyre



fan



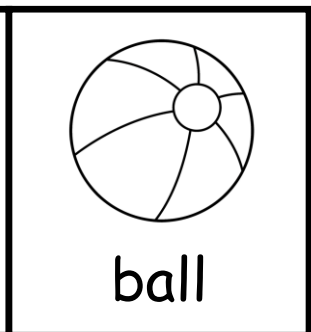
fish



clock

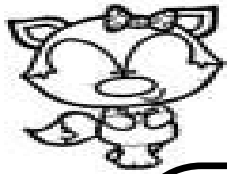


book

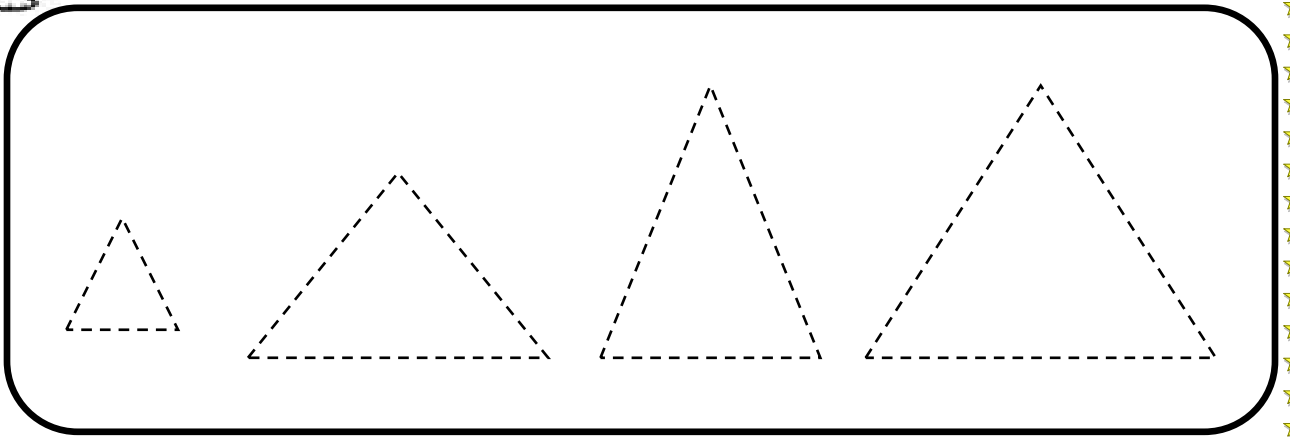
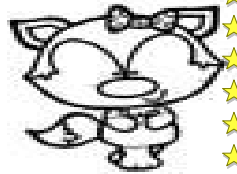


ball

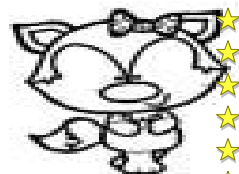
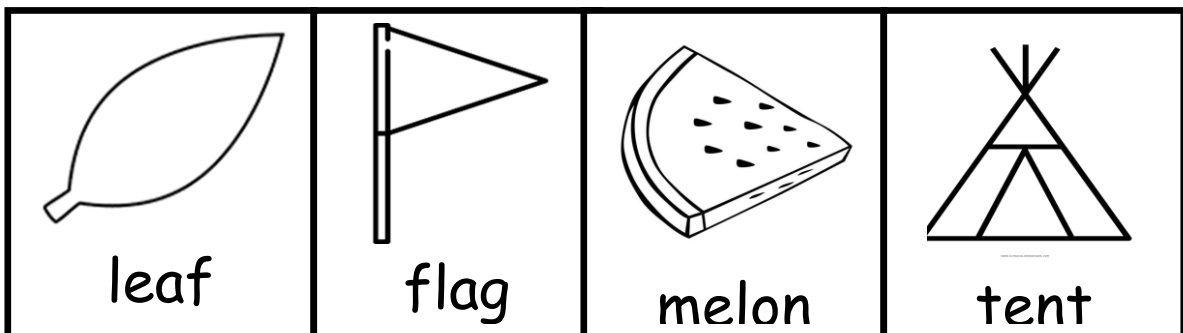






Trace the Triangles.



Colour the things that have circle shape:



Addition














Raj has 4 pet dogs and
3 pet cats. How many
pets he has in all ?



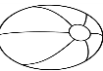

$$4 + 3 =$$

$\begin{array}{r} 26 \\ + 32 \\ \hline \end{array}$	$\begin{array}{r} 45 \\ + 43 \\ \hline \end{array}$	$\begin{array}{r} 82 \\ + 15 \\ \hline \end{array}$	$\begin{array}{r} 65 \\ + 30 \\ \hline \end{array}$	$\begin{array}{r} 71 \\ + 26 \\ \hline \end{array}$
$\begin{array}{r} 32 \\ + 23 \\ \hline \end{array}$	$\begin{array}{r} 52 \\ + 34 \\ \hline \end{array}$	$\begin{array}{r} 79 \\ + 10 \\ \hline \end{array}$	$\begin{array}{r} 16 \\ + 43 \\ \hline \end{array}$	$\begin{array}{r} 53 \\ + 42 \\ \hline \end{array}$

Read the number name and colour the matching number:

<p>Sixteen</p> 	<p>Thirteen</p> 	<p>Twenty</p> 
<p>Twelve</p> 		<p>Seventeen</p> 
<p>Fifteen</p> 		<p>Eleven</p> 
<p>Eighteen</p> 	<p>Fourteen</p> 	<p>Nineteen</p> 

Read and fill in the blanks:

- a.  has _____ sides.
- b.  has _____ legs.
- c.  has _____ sides.
- d.  has _____ arms.







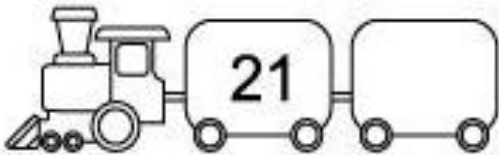


What comes between ?



 33		 35	 49		 51
 16		 18	 54		 56
 9		 11	 39		 41
 14		 16	 27		 29






What comes after



What comes before








Put sign <, >, =

<p>> is greater than</p> 	<p>= is equal to</p> 	<p>< is less than</p> 
---	--	--

13 ○ 31	19 ○ 15	27 ○ 27
55 ○ 41	33 ○ 31	11 ○ 61
14 ○ 43	36 ○ 63	40 ○ 47
72 ○ 27	70 ○ 70	56 ○ 50
17 ○ 45	79 ○ 69	45 ○ 45
66 ○ 66	56 ○ 65	39 ○ 29

Count and circle the correct number:

	3	5	7	8
	2	1	4	3
	6	5	7	8
	2	5	3	9
	3	5	2	7

Addition is fun



$1+1 = \underline{\quad}$

$5+1 = \underline{\quad}$

$7+1 = \underline{\quad}$

$12+1 = \underline{\quad}$

$20+1 = \underline{\quad}$

$43+1 = \underline{\quad}$




2 girls are playing.



One more girl joined them.




Now there are girls?



The dog has 2 bones.



It gets more bone.



Now it has bones.



Boy has balloons.



He gets more balloon.



Now they have balloons

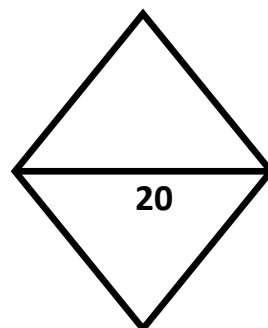
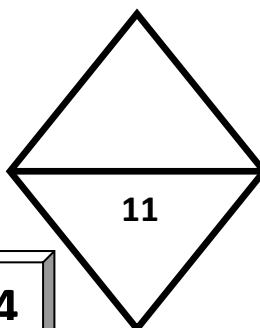
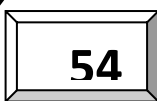
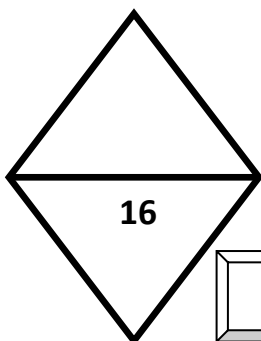
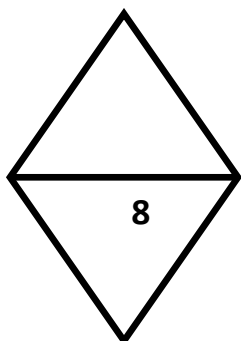
Before / After / Between

A		5	5	_____	_____				
B		_____	_____	3	0				
C		6	7	_____	_____	6	9		
D		_____	_____	7	0				

Greater / Lesser / Equal to

A		3	5	_____	5	0			
B		7	1	_____	1	7			
C		2	8	_____	4	5			

Number Names-



आओ हिन्दी सीखें



सही मिलान करो ।

1



र

2



घ

3



आ

4



क

5



उ

6



ज

7



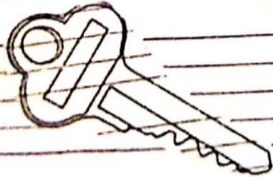
क्ष

8



ट

9



ड

10



च

चित्र देखकर सही अक्षर पर (०)

गोला लगाओ



अ च उ



क ज ख



ग ज घ



क ऊ आ



ग ए घ



छ ज झ



ख झ च




इ ज छ

पहला अक्षर लिखो ।

1



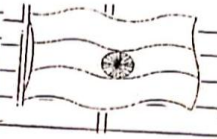
2



3




4



5



6



7



8



9



10



चित्र को सही अक्षर से मिलाओ -



रे

ए

इ

औ

उ

औ

अ

क

ग

अ - ३६

पहला अक्षर लिखो

1



2



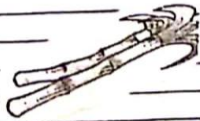
3



4



5



6



7



अक्षर को चित्र से मिलाओ
Match the Alphabet to the picture

अ
ब
क
ख
ग
घ
ङ
च
छ
ज























अक्षर को चित्र से मिलाओ
Match the Alphabet to the picture

















अ
औ
आ
ए
उ
अं
ए
ऊ




चित्र के नाम के पहले अक्षर को लिखो
Write the First Letter of the Picture


चित्र के नाम के पहले अक्षर को लिखो
Write the First Letter of the Picture


पहला अक्षर लिखो और पढ़ो।



ग



ठ




त



य



ख




ज




क



ठ



उ



य

पहला अक्षर लिखो और पढ़ो ।



त

उ



ग

घ

1



क

ख



अ

ब